

[Website Review]

A Review of the Website Liveworksheets.com

Van Huynh Ha Le (65810067@go.buu.ac.th) *Corresponding Author
Burapha University, Chonburi, Thailand

Denchai Prabjandee (denchai@go.buu.ac.th)
Burapha University, Chonburi, Thailand

Abstract

Liveworksheets (<https://www.liveworksheets.com/>) is a web-based and mobile-assisted educational platform that allows teachers to transform traditional printable worksheets such as .pdf or .jpg into interactive online with self-correction, which we call "interactive worksheets." Students can do the worksheets online and submit their answers to the teacher. Liveworksheets offers versatile tasks, so it is motivating to students. It also helps teachers save time for task design, and formative assessment, and is environmentally friendly, or saves paper. Additionally, interactive worksheets can support students in practicing all language skills (listening, reading, writing, and even speaking) and language areas (grammar and vocabulary). Liveworksheets is beneficial in many aspects, especially during the Covid-19 pandemic since it is an effective communication channel between teachers and students. Thanks to Liveworksheets, the interaction between students and teachers is facilitated during online learning. This review aims to investigate the merits of Liveworksheets in English learning and teaching, especially formative assessment.

Keywords: Liveworksheets, App review, interactive worksheet, language learning, formative assessment

Table 1

General Descriptive Information of Liveworksheets Website

Application Details	
Link for Access	https://www.liveworksheets.com/
Author	Mr. Victor Manuel Gayol Fernandez PZA. DE SANTA ANA, 2 2H PALENCIA Palencia 34005 ES
Contact Information	https://www.liveworksheets.com/ Email: mail@liveworksheets.com
Product type	Web-based and Smartphone Applications
Language(s)	Multilingual
Level	Beginner to advanced

Media format	APK/IPA (Text, Audio, Image, and video)
Operating systems	PC, laptop, tablet, smartphone
Hardware requirements	Smartphone or Computer/ Online and Offline access (with PDF files)
Supplementary software	None
Price	For learners: Free account on the website For teachers: Free or premium (10€ - 400€ per month). More information regarding memberships and pricing can be found at: https://www.liveworksheets.com/mysubscription/mysubscription.asp

Introduction

Liveworksheets is an educational tool where teachers can create interactive worksheets or search for ones shared by communities of teachers around the world. Interactive worksheets will be formed when PDF worksheets or picture files (.jpg or .png) are converted into engaging digital materials delivered online to students. Incorporating learning activities that are only possible on computers makes interactive worksheets unique and challenging to students in an innovative way. With interactive worksheets created by Liveworksheets, teachers can integrate audio, video, and hyperlinks to transform learning beyond the printed pages.

During the Covid-19 pandemic, Liveworksheets has brought numerous benefits to teachers and students. First, teachers may save time on assessing or giving feedback. Without Liveworksheets, teachers might spend many hours marking or commenting on each student's paper. Second, it is hard for teachers to control students' performance in online classrooms. Who is learning or who is not? Who understands the lessons and who does not? Liveworksheets can inform teachers of their students' on-going performance immediately. Teachers can receive students' results and be aware of learners' weaknesses or mistakes instantly so that teachers can adjust their lesson plans or have pedagogical interventions to help students. Moreover, taking advantage of Liveworksheets can reduce teachers' workloads in designing tasks because it offers various tasks designed and shared by other teachers.

To adapt to distance classes, interactive worksheets or Liveworksheets has emerged as a useful tool that mitigates teachers' workload. Some typical examples are organizing students' learning activities with the aid of cloud-based services and other web resources, activating received knowledge, forming information processing skills, and increasing motivation to study (Kopniak, 2018). Furthermore, this educational website is an effective instrument for formative assessment. Formative assessment, or assessment for learning, aims to provide feedback to learners and help teachers adjust their teaching strategies accordingly (Kilickaya, 2017). Although using data from formative assessment allows teachers to evaluate students' strengths and weaknesses in both content knowledge and language development (Montalvo-Balbed, 2012), how to conduct a formative assessment in crowded classes and with limited time is a real challenge (Kilickaya, 2017). To deal with those issues, Liveworksheets may be a perfect solution as it allows teachers

to create various online tasks, quizzes, games, or tests, which are graded automatically. Liveworksheets can be used in the educational process because of the following reasons:

Interactive worksheets have the most significant impact on the development of the linguistic-cultural personality and formation of foreign language communication: activation of interaction; supporting the independence of cognitive activity; individualization of the educational process; ensuring the practical orientation of classes; creation of conditions for the development of oral and written speech. (Ryabchikova et al., 2020, p.195)

The following section presents a detailed description of the distinctive features and functions of Liveworksheets when accessed through the website or the smartphone.

Detailed Description

Overall, Liveworksheets is a free website that supports both teachers and learners in many aspects. When it comes to teachers, this educational website helps them with quick and easy task designs, diverse sources of tasks available, online, immediate formative assessment, and well-organized class management with electronic workbooks or grade books. Thanks to Liveworksheets, teachers can save their labor power and time, keep track of learners' participation and progress, or realize learners' knowledge gaps. Hence, teachers may adjust their lesson plan to facilitate learners' foreign language acquisition. As for learners, Liveworksheets offers them a channel to practice online, to self-reflect during or after lessons. Students can receive immediate feedback and marks, so they will become aware of their mistakes and correct themselves. With oral tasks, Liveworksheets may reduce learners' foreign language anxiety (Le, 2020) because they have time for preparation, rehearsal, and voice recording. Liveworksheets is a collection of a wide range of customizable interactive worksheets with numerous tasks covering different skills, not only in languages but also in other fields.

Unlike other online interactive tools focusing only on multiple choices or gap-filling (Google Form, Kahoot, Quizzes, Quizlet), Liveworksheets tasks are diversified. Teachers can create multiple choices, true-false, gap filling, matching, drag and drop, word search, crossword, reordering the sentences, and even jigsaw puzzles. Table 2 summarizes 13 common tasks that can be created with Liveworksheets. The demonstrative video can be found at this website: https://www.youtube.com/watch?v=V5AM_qToJyc

Table 2

A Summary of Task Types, Codes, and Links of Sample Tasks

Types of tasks	Code to use	Links of examples
1.Fill in the blanks	Do not need a code for this type of exercise. Just draw a box for the answer key and type the correct answer.	https://www.liveworksheets.com/ek2770396vs

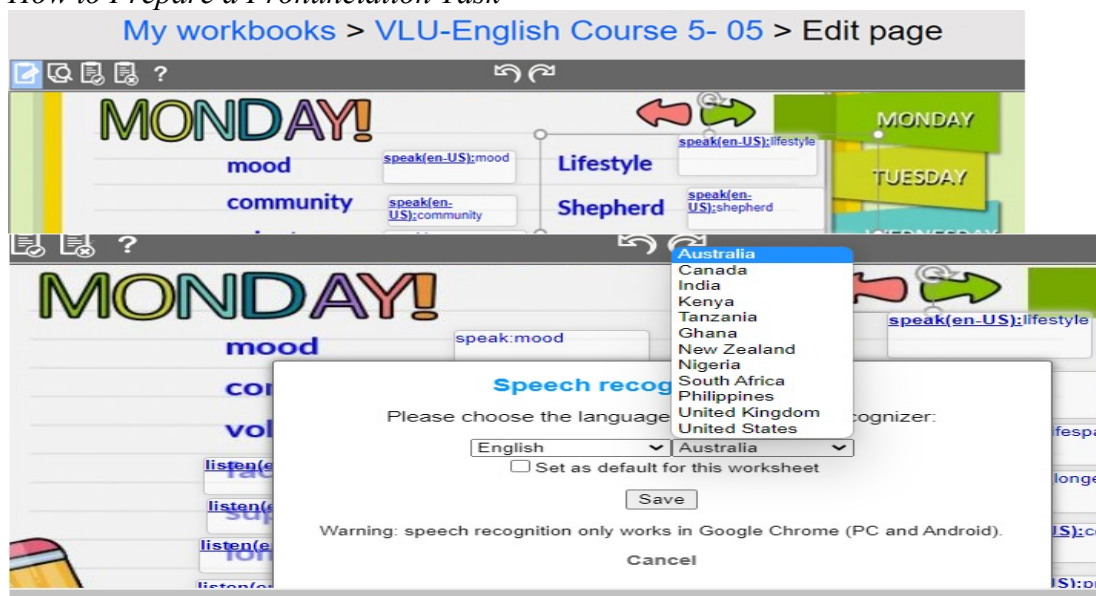
2. Dropdown list	Draw a box for the answer key. Type the code as follows: <i>Choose: *correct answer/wrong answer/wrong answer</i>	https://www.liveworksheet.com/mq3228164rp
3. Multiple choice	Draw a box overlapping the options A, B, C, D. Type the code as follows: <i>Select: yes (for the correct answer)</i> <i>Select: no (for the wrong answer)</i>	https://www.liveworksheet.com/aq2770530aq
4. Tick the correct answers	Draw a box overlapping the options A, B, C, D. Type the code as follows: <i>Tick: yes (for correct answer)</i> <i>Tick: no (for wrong answer)</i>	https://www.liveworksheet.com/nl2767593ob
5. Matching	Draw two boxes for two items that need matching together. In the first box, type <i>join:1</i> . In the second box, also type <i>join:1</i> . Likewise, for the second pairs, draw two boxes, and type <i>join:2</i> for each item that needs matching.	https://www.liveworksheet.com/xo2261781ls
6. Listen and choose the correct answer	Combine two functions: Insert the sound and multiple-choice, or dropdown list, or matching, etc. To insert the sound into the exercise, draw a box overlapping the item that needs a sound, and type the code as follows: <i>Listen: (choose file)</i> Then, draw boxes overlapping the answer keys and type codes for correct and wrong answers as guided above.	https://www.liveworksheet.com/ok2320865eo
7. Speaking/pronunciation	Draw a box. Type the code <i>speak: (words that need pronouncing)</i>	https://www.liveworksheet.com/ki2338450lt
8. Drag and drop	Draw boxes overlapping on the items that need dragging and the positions that need dropping. Type the codes as follows: Drag:1 (for the first dragged item) Drop:1 (for the first dropped item) Drag:2 (for the second dragged item) Drop:2 (for the second dropped item) The number of dragged items must match the number of the positions that need dropping.	https://www.liveworksheet.com/xr2190295qe https://www.liveworksheet.com/fr2692195zf

9. Word search	Draw a box on all of the search squares. Type the code: Wordsearch Insert the number of columns and rows. Type words that need searching into the box.	https://www.liveworksheet.com/lo1669789mh
10. Writing	Draw a box. Students will write the answer into the box.	https://www.liveworksheet.com/rx1977525kz
11. Insert audio files	Draw a box where the audio file will be inserted. Type the code as follows: playmp3:(choose file)	https://www.liveworksheet.com/fz2769118is
12. Insert a video from YouTube	Draw a box and type the URL/ links of that video from YouTube.	https://www.liveworksheet.com/ht2517662pr
13. Link to another website	Draw a box and type or paste the link to the website.	https://www.liveworksheet.com/vz3234944sj

One of the most distinctive features of Liveworksheets is marking pronunciation automatically. Numerous e-learning systems allow learners to record and submit their voice recordings, such as Moodle, MS Teams, or Nearpod. However, the ability to mark pronunciation automatically gives Liveworksheets an edge over other e-learning systems. If this feature is well employed, teachers will not be exhausted because of assessing too many recording files submitted by learners. Figure 1 demonstrates that teachers only need a simple code and choose the English accent the teacher wants to check (UK, US, or Australian accent). For instance, if teachers want to check students' pronunciation of the word "mood" with a US accent, they have to write codes like "speak: mood" and choose a US accent, as follows:

Figure 1

How to Prepare a Pronunciation Task



When learners do the assignment, they click on the microphones, read the words, and record their voices. What students speak will appear in the blank space. The system will mark their pronunciation automatically, as displayed in Figure 2.

Another advantage that Liveworksheets offers to users is easy media insertion. Users can insert audio files for listening comprehensive tasks with just a line of simple code such as “listen:” (word need listening) or “mp3:”. Not only does this website facilitate audio insertion, but it also helps insert video clips quickly. Furthermore, code insertion or task design can be done directly on pdf. file or image files, which saves time and energy for teachers. Teachers do not need to type the whole task text before using codes to design tasks.

Figure 2

Students' Result in Pronunciation Practice

The screenshot shows a pronunciation practice interface. At the top, a large red '10/10' score is displayed. Below it, the text 'PRONUNCIATION: Click on the words to hear how to pronounce them. Then, click on the microphone icon to repeat the words.' is visible. The interface lists five words, each with a blue button for the word, a green box containing the word and a microphone icon, and a phonetic transcription to the right.

Versatile	versatile	/ˈvɜː.sə.taɪl/
Standardized	standardized	/ˈstænd.də.daɪz/
Transport	transport	/ˈtræn.spɔːrt/
Sound	sound	/saʊnd/
Beat up	beat up	/bi:t ˈʌp/

Liveworksheets helps entertain students with exciting games that students can play individually or in groups with the aid of breakout rooms on MS Teams. If the teacher is willing to be creative, motivating games like crosswords, word search, or even jigsaw puzzles can be produced very quickly and easily. These games motivate students better and connect them with online lessons, teachers, and peers. Figure 3 illustrates an example of jigsaw puzzles created from the 'drag and drop' feature of Liveworksheets. This activity can be used to teach new words, prepare for Listening parts, and be played in groups or individually.





Figure 3
Jigsaw Puzzle Games Created by Liveworksheet
 (<https://www.liveworksheets.com/fr2692195zf>)

Jigsaw puzzles

Find the hidden picture

- Click the speakers, choose the correct words, rearrange the jigsaw pieces to find out the hidden pictures. (the numbers of the words are also the number of the pieces)



1. remnants
2. steel scrap
3. solid
4. have been around for
5. get rid of
6. recycle
7. spacious
8. structural strength
9. concrete

Evaluation of Strengths and Weaknesses

Strength

The first benefit of Liveworksheets is its accessibility. Although teachers are not coding experts, they may easily access the website and design lesson plans. Designing a

task requires only knowing basic code statements and their functions, which comprise about 13 code statements, so it is not time-consuming for teachers to create tasks or lesson plans online. Additionally, in urgent cases when teachers do not have enough time to teach ideas, they also look for topic-related tasks in Liveworksheets resources designed by other teachers. Assignments can be created directly on pdf files, photo files, or Words and PowerPoint converted into pdf files, so their designs will be colorful, eye-catching, and motivating to learners. When defects appear, teachers can also edit the faults easily. Furthermore, links to tasks on this platform can be embedded into Moodle, Google Classroom, MS Teams systems, and so forth. Hence, using Liveworksheets is labor-saving.

The second good aspect of Liveworksheets is its function as a wonderful formative assessment tool. Online classrooms with many students often challenge teachers regarding marks and feedback. Teachers cannot correct and give feedback or marks to individuals; if they can, it takes them lots of energy, effort, and time. Liveworksheets can tackle this problem. Teachers can arrange and store their lessons and assignments in workbooks (Figure 4) that can be copied, moved, and edited for repeated use. Students with given links can join the platform and do the tasks immediately with laptops, tablets, or smartphones without logging in the system. Students can also re-do tasks as much as they like if teachers do not set the particular times allowed for dealing with assignments. When learners finish their assignments, they click on Submit, and their scores will appear immediately. Formative assessment helps them immediately determine their weaknesses in knowledge and needs to be refilled immediately. Feedback received quickly will help students have more motivation to continue making attempts in their study. Both students and the teacher can instantly reflect on their faults. Teachers swiftly identify errors committed by various students, highlight significant and minor issues, and make in-time corrections.

Figure 4
Workbooks and Student Lists Created by Teachers

The figure displays two screenshots from the Liveworksheets platform. The top screenshot, titled "My students", shows a list of five student groups. Each group has a set of icons for management actions: "Add students", "Invite students", "Assign workbooks", "Group results", "Edit", and "Remove". The groups listed are:

- Anh Văn 5 -12
- Anh Văn 5-05
- Anh Văn 5-11
- Anh văn giao tiếp T8-2021
- Anh Văn IT

The bottom screenshot, titled "Make new workbook", shows a grid of three workbook thumbnails. The first thumbnail has a colorful, abstract pattern. The second and third thumbnails are titled "CPT refs1e1" and "CPT refs1e2" respectively. Each thumbnail includes a list of management actions: "Edit content", "Assign to students", "Upload cover", "Change title", "Drafting options", "Checking options", "Allow answer repetition", "Show right answers", "Student results", "Duplicate workbook", and "Remove workbook".

Another merit of Liveworksheet is that it allows teachers to produce a variety of tasks that match integrated skills such as Listening, Speaking, Reading, and Writing, as well as language areas like Pronunciation, Vocabulary, and Grammar. The task types may vary from multiple choices, blank-filling, matching, drag and drop, rearranging, song-based activities, or films and videos. Especially, learners' pronunciation practice can be marked automatically. Besides, suppose teachers combine different functions of Liveworksheets. In that case, they can also create exciting games such as word search, crosswords, and listening and jigsaw puzzles, drawing significant attention from learners.

Being user-friendly and environmentally friendly is another advantage of Liveworksheets. Imagine that there are 45 learners in an English classroom. If the class is onsite, 45 paper worksheets need preparing. By contrast, Liveworksheets can save 45 sheets of paper if the class is online. The more tasks are finished online, the more trees will be saved. Therefore, Liveworksheets is also beneficial for the environment on Earth.

Finally, Liveworksheets gives an edge over paper worksheets in terms of flexibility. Worksheets from this platform can be employed in both online and onsite classrooms, not only in break-out rooms but also in individuals. Furthermore, Liveworksheets is an effective means of teaching at various stages of a lesson: activation of basic knowledge, presentation, consolidation of new material, and control of the achieved results. Worksheets allow instructors to consider the individual level and sequence each student should go through during the lesson, maintaining the freedom of choice, respecting individuals' unique strengths and skills, and conforming to personality-oriented teaching.

In fact, Liveworksheets can be a valuable tool in language learning. In other words, it provides a more interactive learning experience and allows students to engage actively with materials through online activities. Besides, immediate feedback enables learners to track their progress and identify what they need further improvement. Furthermore, Liveworksheets can be adapted to suit individual needs and levels of each student, or to provide them with personalized learning experiences. With those aforementioned distinctive features, Liveworksheets can increase students' engagement and motivation by making learning more interactive and dynamic.

Weaknesses

Besides numerous advantages for the users, Liveworksheets still has some drawbacks related to audios and video insertion. For instance, the limitation on audio files uploaded is 5Mb per once. With pronunciation and speaking exercises, the quality of the voice recording will be better if it is used with headphones, including a microphone, which may lead to better scores marked by the system. Inserting videos can only be conducted from the YouTube platform, meaning the users have to upload videos onto YouTube before embedding the video link into the Liveworksheets platform.

Another disadvantage of the Liveworksheets platform is relevant to the allowed number of free worksheets and workbooks. If teachers want to create unlimited worksheets, they need to set sharing mode for their designs. When teachers only set 'private use', they are allowed to create only 30 free worksheets. If teachers share their interactive worksheets with the teaching community, they can create as many tasks as they like. Regarding the number of free workbooks, a free account can design up to 10 interactive workbooks (120 pages each) and register up to 100 students. If the course

requires more students, more workbooks, or more private worksheets, teachers can pay a premium subscription to increase these limits. Here is the subscription site: <https://www.liveworksheets.com/mysubscription/choosesubscription.asp>

In addition to technical drawbacks, Liveworksheets may not be a comprehensive language assessment. For example, it can evaluate students' pronunciation at a segmental level, but cannot assess language fluency in various contexts. Furthermore, besides its personalized feature, it should have collaborative features such as co-authoring or real-time collaboration to carry out group projects or teamwork.

Conclusion

Liveworksheets consists of useful interactive worksheets with many advantages such as convenient accessibility, in-time formative assessment tool, diversified task types, environmentally-friendly, and flexibility. Although there are still some minor drawbacks in media insertion and techniques, Liveworksheets has proven its benefits far outweigh the defects. Once it is employed appropriately, teachers and learners can benefit significantly from this platform.

To develop a comprehensive picture of the benefits of Liveworksheets in language teaching and learning, further research should investigate the impacts of Liveworksheets as an online or a machine-based assessment tool on students' language achievement. There is also much room for further progress in determining the risks of Liveworksheets as an assessment tool. Additional empirical studies will be needed that explore and verify the increase in interactional levels (material-student interaction, peer interaction, and teacher-learner interaction) when Liveworksheets is utilized. Besides, whether students' motivation or engagement is enhanced with Liveworksheets – integrated lessons may also be recommended for future studies, especially empirical research.

Acknowledgments

The authors express gratitude to Burapha University, Chonburi, Thailand for financial support for this research.

References

- Kilickaya, F. (2017). Improving formative assessment in language classrooms using Gradecam Go!. *Teaching English with Technology*, 17(4), 78-92. <https://eric.ed.gov/?id=EJ1159096>
- Kopniak, N. B. (2018). The use of interactive multimedia worksheets at higher education institutions. *Information Technologies and Learning Tools*, 63(1), 116–129. <https://doi.org/10.33407/itlt.v63i1.1887>
- Live Worksheets. https://www.liveworksheets.com/aboutthis_en.asp
- Le, V.H.H. (2020). Digital Storytelling with Puppet Pals to Generate Freshmen's Enjoyment in English Speaking. *Computer-Assisted Language Learning Electronic Journal*, 21 (3), 175-197. <http://callej.org/journal/21-3/Le-V2020.pdf>
- Montalvo-Balbed, M. (2012). Using formative assessment to help English language learners. *ASCD*. https://pdo.ascd.org/lmscourses/PD13OC002/media/ELL_CC_M4_Reading_Using_Formative01.pdf

Ryabchikova, VG, Rubleva, OS, Sergeeva, NA, & Yakovleva, NA (2020). Using interactive worksheets when teaching foreign languages by the " Flipped class" technology. *Perspectives of Science & Education*, 45 (3). 195-206. https://www.academia.edu/43625250/Using_interactive_worksheets_when_teaching_foreign_languages_by_the_Flipped_class_technology